


# Building Tomorrow TOGETHER.



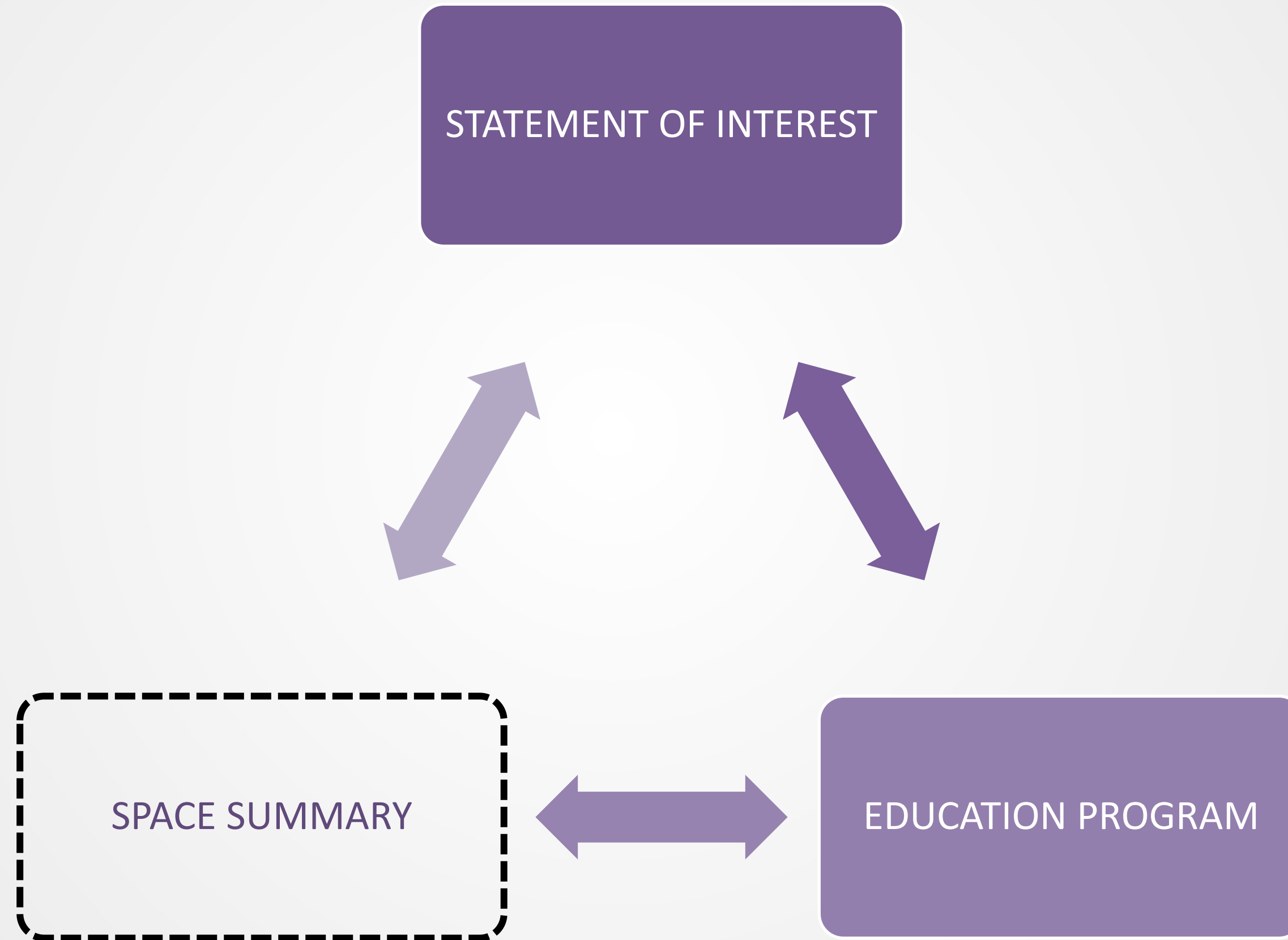
TAPPÉ  
ARCHITECTS

# AGENDA

- 
- SUSTAINABILITY PRESENTATION (CMTA)

- 
- EDUCATIONAL SPACE REQUIREMENTS WORKING GROUP RECAP
    - DISCUSSION
    - ADOPTION OF SPACE TEMPLATE

# EDUCATIONAL SPACE REQUIREMENTS WORKING GROUP



# SPACE TEMPLATE SUMMARY

After a series of meetings with the District and High School Leadership Team, the Space Template has been revised to reduce the total square footage proposed while still reflecting the established goals set by the Leadership Team. The grossing factor has been reduced by Tappe Architects to 1.49 from 1.5. The reduction in grossing factor inherently makes the building smaller. The revised Template reflects a total gross square footage of **220,000 GSF**.

The work done to reduce the square footage results in **39,700 gross square feet** less between the PDP space template and the latest space template. 259,700 GSF – PDP Submission.

The current MVRHS gross square footage is **165,000 GSF**. There is a **55,000 GSF** difference between the revised Space Template and the existing school square footage. Much of the difference in square footage between the revised Space Template and the existing school can be found in the chapter 74 CTE programs along with more classroom spaces and other core academic spaces.

Proposed Space Template - High School

Revised June 2023

**GREEN FILLED CELL - SQUARE FT OR QUANTITY OF SPACES CHANGED FROM PDP SUBMISSION**

**RED FILLED CELL - SPACES ELIMINATED - ZEROED OUT**

# CORE ACADEMIC

Proposed Space Summary - High School

## PDP SUBMISSION

[ENTER DISTRICT NAME] [ENTER SCHOOL NAME]	EXISTING CONDITIONS		
ROOM TYPE	ROOM NFA <sup>1</sup>	# OF ROOMS	AREA TOTALS
<b>CORE ACADEMIC</b>			30,696
<i>(List rooms of different sizes separately)</i>			
General Classroom	735	25	18,375
Teacher Planning	340	3	1,020
Small Group Seminar (20-30 seats)		0	0
Science Classroom / Lab	1,198	8	9,584
Prep Room	404	3	1,212
Central Chemical Storage Room	0	0	0
Foreign Language Lab			0
ELL Resource Room	505	1	505

PROPOSED PROGRAM								
EXISTING TO REMAIN / RENOVATED			NEW CONSTRUCTION			TOTAL		
ROOM NFA <sup>1</sup>	# OF ROOMS	AREA TOTALS	ROOM NFA <sup>1</sup>	# OF ROOMS	AREA TOTALS	ROOM NFA <sup>1</sup>	# OF ROOMS	AREA TOTALS
		0			40,970			40,970
		0	850	28	23,800	850	28	23,800
		0	500	4	2,000	500	4	2,000
		0	500	2	1,000	500	2	1,000
		0	1,440	8	11,520	1,440	8	11,520
		0	200	8	1,600	200	8	1,600
		0	200	1	200	200	1	200
		0	950	0	0	950	0	0
		0	850	1	850	850	1	850

VARIATION TO MSBA GUIDELINES		
ROOM NFA <sup>1</sup>	# OF ROOMS	AREA TOTALS
		290
-50	0	-1,400
400	-24	-800
0	0	0
0	1	1,440
0	1	200
0	0	0
950	0	0
850	1	850

Date: [10/23/2024] Preliminary Design Program

MSBA GUIDELINES (DO NOT MODIFY) <i>(Refer to Educational Facility Planning for additional information)</i>			
ROOM NFA <sup>1</sup>	# OF ROOMS	AREA TOTALS	COMMENTS
		40,680	Science Lab Guidelines
900	28	25,200	825 NSF (minimum size) - 950 NSF (maximum size)
100	28	2,800	
500	2	1,000	
1,440	7	10,080	Assumed schedule: 3 x 85% utilization = 20 seats; 1 period per day per student; 1,440 NSF (minimum size); refer to the <a href="#">Science Lab Guidelines</a> for additional information
200	7	1,400	(1) 200 NSF Prep Room required per Science Classroom / Lab
200	1	200	(1) 200 NSF Central Chemical Storage Room required

The changes in this category are as follows:

- General classroom size is reduced to **850 SF** from 950 SF.
- The Teacher Planning spaces were reduced by 200 SF to **500 SF** a piece.
- The Foreign Language Lab has been **removed** from the Space Template.
- ELL Resource Room was reduced to **850 SF**.

Comparing the revised Space Template to the PDP Space Template, **4,650 NSF** has been removed. Compared to the MSBA template this category exceeds the MSBA template by 290 NSF.

# SPECIAL EDUCATION

SPECIAL EDUCATION				0				8,680				8,680				-380				9,060				Special Education spaces require DESE review and approval.
(List rooms of different sizes separately)																								
Self-Contained Special Education Classroom		0	0				0	850	3	2,550	850	3	2,550	-100	-3	-3,150	950	6	5,700	825 NSF (minimum size) - 950 NSF; equal to the size of the proposed General Classrooms that serve the same student population.				
Compass Program	617	1	617				0	425	2	850	425	2	850	-525	2	850	950	0	0	825 NSF (minimum size) - 950 NSF; equal to the size of the proposed General Classrooms that serve the same student population.				
Navigator Program	870	1	870				0	425	2	850	425	2	850	-525	2	850	950	0	0	825 NSF (minimum size) - 950 NSF; equal to the size of the proposed General Classrooms that serve the same student population.				
Self-Contained Special Education Toilet Room	100	1	100				0	60	3	180	60	3	180	0	-3	-180	60	6	360					
Resource Room	400	4	1,600				0	250	4	1,000	250	4	1,000	-250	1	-500	500	3	1,500	1/2 size of a General Classroom				
Small Group Room	400	3	1,200				0	250	4	1,000	250	4	1,000	-250	1	-500	500	3	1,500	1/2 size of a General Classroom				
Physical Therapy	0	0	0				0	400	1	400	400	1	400	400	1	400								
Occupational Therapy	0	0	0				0	200	1	200	200	1	200	200	1	200								
Speech Therapy	0	0	0				0	200	1	200	200	1	200	200	1	200								
Public Day Education Spaces (List rooms separately below)																								
Collaborative Program Spaces (List rooms separately below)																								
Academic Support Center	0	0	0				0	600	1	600	600	1	600	600	1	600								
Voyager Program	512	1	512				0	850	1	850	850	1	850	-100	1	850	950	0	0					

The changes in this category are as follows:

- The self-contained Special Education classroom size is reduced to **850 SF** from 950 SF.
- The Compass and Navigator Programs spaces were reduced to two rooms each at **425 SF** from two rooms each at 475 SF.
- Physical Therapy space has been reduced by 250 SF to **400 SF**.
- Occupational Therapy space has been reduced by 450 SF to **200 SF**.
- Speech Therapy space has been reduced by 200 SF to **200 SF**.
- The Academic Support Center has been reduced by 1,900 SF to **600 SF**.

Comparing the revised Space Template to the PDP Space Template, **3,580 NSF** has been removed. Compared to the MSBA template this category is less than the MSBA template by 380 NSF.

# ART & MUSIC

ART & MUSIC	7,078			0			8,150			8,150			2,950			5,200		
Art Classroom (25 seats)	1,398	2	2,796	0	1,200	2	2,400	1,200	2	2,400	0	0	0	1,200	2	2,400	Assumed schedule: 25% total enrollment; 5 times per week	
Art Workroom with Storage and Kiln	1,305	1	1,305	0	600	1	600	600	1	600	450	-1	300	150	2	300		
Chorus (50-100 seats)	1,866	1	1,866	0	1,500	1	1,500	1,500	1	1,500	0	0	0	1,500	1	1,500		
Ensemble	0	0	0	0	1,500	0	0	1,500	0	0	1,300	-1	-200	200	1	200		
Music Practice	0	0	0	0	100	3	300	100	3	300	25	-1	0	75	4	300		
Music Storage	237	1	237	0	500	1	500	500	1	500	0	0	0	500	1	500		
Drama	960	1																
Band	0	0	0	0	1,500	1	1,500	1,500	1	1,500	1,500	1	1,500					
Music Classroom - Recording	0	0	0	0	850	1	850	850	1	850	850	1	850					
Music Offices	874	1	874	0	250	1	250	250	1	250	250	1	250					
Art Offices		0	0	0	250	1	250	250	1	250	250	1	250					

The changes in this category are as follows:

- The ensemble room has been **removed** from the Space Template.
- The music classroom – recording space has been reduced to **850 SF** from 950 SF.
- All other spaces in the category **remain the same** as submitted in the PDP Space Template.

Comparing the revised Space Template to the PDP Space Template, 1,600 NSF has been removed. Compared to the MSBA template this category exceeds the MSBA template by 2,950 NSF.

# VOCATIONS & TECHNOLOGY

VOCATIONS & TECHNOLOGY				0				30,320				30,320				23,120				7,200			
<b>Non-Chapter 74 Programs</b> (List rooms separately below)																							
Technology / Engineering Rooms				0				0				0				-1,440				1,440			
Photography / Graphics Suite				1,362				1,440				1,440				0				1,440			
Design, Architecture, Animation				760				1,440				1,440				1				1,440			
Computer Technology				840				1,440				1,440				1				1,440			
Fabrication Lab				0				1,440				0				0				0			
STEAM				0				1,440				0				0				0			
<b>Chapter 74 Programs</b> (List rooms separately below)																							
Automotive Technology (15) (4125) (PDP-5,400)				3,930				5,100				5,100				5,100				5,100			
Carpentry (15) (3375) (PDP-4,350)				3,262				4,200				4,200				4,200				4,200			
Culinary Arts (15) (1875) (PDP-4,300)				3,635				4,200				4,200				4,200				4,200			
Early Education and Care (15) (1500) (PDP-2,100)				1,140				2,000				2,000				2,000				2,000			
Health Assisting (15) (1875) (PDP-2,300)				435				2,200				2,200				2,200				2,200			
Horticulture (15) (3500)(PDP-4,400)				2,290				4,300				4,300				4,300				4,300			
Marine Service Technology (15) (3375)(PDP-4,250)				500				4,000				4,000				4,000				4,000			

The changes in this category are as follows:

Under the non-Chapter 74 programs:

- Fabrication lab has been **removed** from the Space Template.
- STEAM lab has been **removed** from the Space Template.

Under Chapter 74 programs:

- Automotive Technology has been reduced by 300 SF to **5,100 SF**.
- Carpentry has been reduced by 150 SF to **4,200 SF**.
- Culinary Arts has been reduced by 100 SF to **4,200 SF**.
- Early Education and Care has been reduced by 100 SF to **2,000 SF**.
- Health Assisting has been reduced by 300 SF to **2,200 SF**.
- Horticulture has been reduced by 100 SF to **4,300 SF**.
- Marine Service Technology has been reduced by 250 SF to **4,000 SF**.

Comparing the revised Space Template to the PDP Space Template, **5,420 NSF** has been removed. Compared to the MSBA template this category exceeds the MSBA template by 23,120 NSF.



# HEALTH & PHYSICAL EDUCATION

HEALTH & PHYSICAL EDUCATION	19,510			0			24,045			24,045			3,337			20,708			Excess PE Spaces Policy
Gymnasium	14,100	1	14,100	0	12,000	1	12,000	12,000	1	12,000	0	0	0	12,000	1	12,000			
PE Alternatives (Weights + Studio)	130	1	130	0	1,500	2	3,000	1,500	2	3,000	-1,500	1	0	3,000	1	3,000			
Gym Storeroom	264	1	264	0	300	1	300	300	1	300	0	0	0	300	1	300			
Locker Rooms - Boys and Girls with Toilets	3,675	1	3,675	0	4,400	1	4,400	4,400	1	4,400	-108	0	-108	4,508	1	4,508	5.6 NSF per student (total enrollment)		
PE Storage	116	1	116	0	500	1	500	500	1	500	0	0	0	500	1	500			
Athletic Director's Office	0	0	0	0	115	1	115	115	1	115	-35	0	-35	150	1	150			
Health Instructor's Office with Shower and Toilet	0	0	0	0	250	1	250	250	1	250	0	0	0	250	1	250			
Coaches Room	175	2	350																
Practice Space	0	0	0	0	2,000	1	2,000	2,000	1	2,000	2,000	1	2,000			-			
Indoor Track	0	0	0	0	4,000	0	0	4,000	0	0	4,000	0	0						
Health / Gym Classroom	0	0	0	0	850	1	850	850	1	850	850	1	850						
Equipment Storage	0	0	0	0	230	1	230	230	1	230	230	1	230						
Trainer Room	875	1	875	0	400	1	400	400	1	400	400	1	400						

The changes in this category are as follows:

- The indoor track has been **eliminated** from the Space Template.
- The number of practice spaces has been reduced from two to one, eliminating **2,000 SF**.
- The Locker Rooms have been reduced by 100 SF to **4,400 SF**.
- The Athletic Director's Office has been reduced by 35 SF to **115 SF**.
- The health/gym classroom has been reduced by 100 SF to **850 SF**.
- The equipment storage space has been reduced by 20 SF to **230 SF**.

Comparing the revised Space Template to the PDP Space Template, **6,255 NSF** has been removed. Compared to the MSBA template this category exceeds the MSBA template by 3,337 NSF.

# MEDIA

<b>MEDIA CENTER</b>	4,658			0			4,900			4,900			-31			4,931		
Media Center / Reading Room	4,658	1	4,658	0	4,900	1	4,900	4,900	1	4,900	-31	0	-31	4,931	1	4,931		

The changes in this category are as follows:

- The Media Center was reduced by 31 SF to **4,900 SF**.

Comparing the revised Space Template to the PDP Space Template, **31 NSF** has been removed. Compared to the MSBA template this category is less than the MSBA template by 31 NSF.

## AUDITORIUM / DRAMA

AUDITORIUM / DRAMA	9,364			0			11,400			11,400			3,182			8,218			Excess Auditorium Spaces Policy
Auditorium	7,064	1	7,064	0	7,000	1	7,000	7,000	1	7,000	1,633	0	1,633	5,367	1	5,367	2/3 total enrollment at 10 NSF per seat (750 seats maximum)		
Stage	2,300	1	2,300	0	1,600	1	1,600	1,600	1	1,600	0	0	0	1,600	1	1,600			
Auditorium Storage	0	0	0	0	600	1	600	600	1	600	149	0	149	451	1	451			
Make-up / Dressing Rooms (mens, womens, all gender)	0	0	0	0	250	1	250	250	1	250	-50	-1	-350	300	2	600			
Controls / Lighting / Projection	0	0	0	0	350	1	350	350	1	350	150	0	150	200	1	200			
Drama Classroom	0	0	0	0	1,600	1	1,600	1,600	1	1,600	1,600	1	1,600						

The changes in this category are as follows:

- The number of make up/ dressing rooms have been reduced from three to one. This eliminates **500 SF**.
- The Drama Classroom has been reduced by 1,400 SF to **1,600 SF**.
- All other spaces in this category remain the same.

Comparing the revised Space Template to the PDP Space Template, **1,900 NSF** has been removed. Compared to the MSBA template this category exceeds the MSBA template by 3,182 NSF.

## DINING & FOOD SERVICE

DINING & FOOD SERVICE	6,088			0			7,430			7,430			-102			7,532			
Cafeteria / Dining	3,693	1	3,693	0	4,025	1	4,025	4,025	1	4,025	0	0	0	4,025	1	4,025	Based on 3 lunch seatings - 15 NSF per seat		
Chair / Table Storage	130	1	130	0	300	1	300	300	1	300	-51	0	-51	351	1	351			
Scramble Serving Area	0	0	0	0	600	1	600	600	1	600	0	0	0	600	1	600			
Kitchen	1,950	1	1,950	0	2,105	1	2,105	2,105	1	2,105	0	0	0	2,105	1	2,105	1,600 NSF for first 300 students + 1 NSF per additional student		
Staff Lunch Room	315	1	315	0	400	1	400	400	1	400	-51	0	-51	451	1	451	20 NSF per student		

The changes in this category are as follows:

- The chair/table storage has been reduced by 51 SF to **300 SF**.
- The staff lunchroom has been reduced by 51 SF to **400 SF**.
- All other spaces in this category remain the same.

Comparing the revised Space Template to the PDP Space Template, **102 NSF** has been removed. Compared to the MSBA template this category is less than the MSBA template by 102 NSF.

# MEDICAL

MEDICAL	596			0			970			970			60			910		
Medical Suite Toilet	60	2	120	0	60	2	120	60	2	120	0	1	60	60	1	60		
Nurses' Office / Waiting Room	132	1	132	0	250	1	250	250	1	250	0	0	0	250	1	250		
Interview Room	0	0	0	0	100	2	200	100	2	200	0	0	0	100	2	200		
Examination Room / Resting	172	2	344	0	100	4	400	100	4	400	0	0	0	100	4	400		

This category remains unchanged from the PDP Space Template. This category exceeds the MSBA template guidelines by 60 NSF. A restroom is added to the medical suite.

# ADMINISTRATION & GUIDANCE

ADMINISTRATION & GUIDANCE	3,737			0			4,945			4,945			873			4,072		
General Office / Waiting Room with Toilet	620	1	620				400	1	400	400	1	400	-3	0	-3	403	1	403
Teachers' Mail and Time Room	0	0	0				100	1	100	100	1	100	0	0	0	100	1	100
Copy Room	80	1	80				200	1	200	200	1	200	0	0	0	200	1	200
Records Room	80	1	80				200	1	200	200	1	200	0	0	0	200	1	200
Principal's Office with Conference Area	307	1	307				300	1	300	300	1	300	-75	0	-75	375	1	375
Principal's Secretary / Waiting	435	1	435				125	1	125	125	1	125	0	0	0	125	1	125
Assistant Principal's Office - AP1 (SAO Director)(curricular dir.)	280	1	280				130	2	260	130	2	260	-20	1	110	150	1	150
Assistant Principal's Office - AP2 Operations	140	1	140				115	1	115	115	1	115	-35	1	115	150	0	-
Supervisory / Spare Office Finance Director	0	0	0				115	1	115	115	1	115	-5	0	-5	120	1	120
CTE Director	0	0	0				115	1	115	115	1	115	-5	0	-5	120	1	120
Conference Room (ADMIN + GUIDANCE)	200	2	400				325	2	650	325	2	650	-125	1	200	450	1	450
Guidance Office	115	5	575				115	9	1,035	115	9	1,035	-35	4	285	150	5	750
Guidance Waiting Room	525	1	525				100	1	100	100	1	100	0	0	0	100	1	100
Guidance Storeroom	50	1	50				100	1	100	100	1	100	0	0	0	100	1	100
Career Center	0	0	0				350	1	350	350	1	350	-1	0	-1	351	1	351
Records Room	125	1	125				150	1	150	150	1	150	24	0	24	126	1	126
Teachers' Work Room	0	0	0				400	1	400	400	1	400	-3	0	-3	403	1	403
School Resource Officer (SRO)	0	0	0				115	1	115	115	1	115	115	1	115			
Transportation Office	1	120	120				115	1	115	115	1	115		1				

The changes in this category are as follows:

- The Principal’s Office with Conference Area has been reduced by 75 SF to **300 SF**.
- The Assistant Principal’s office (SAO Director) space was reduced by 20 SF to **130 SF**.
- The offices for Operations, Finance Director, CTE Director, (9) Guidance offices, and SRO have been reduced all to **115 SF**.
- An office for Transportation has been added at **115 SF**.
- The conference rooms have been reduced by 25 SF to **325 SF**.
- The General office/waiting room and Teacher’s work room have both been reduced by 3 SF each to **400 SF**.

Comparing the revised Space Template to the PDP Space Template, **271 NSF** has been removed. Compared to the MSBA template this category exceeds the MSBA template by 873 NSF.

## CUSTODIAL & MAINTENANCE

CUSTODIAL & MAINTENANCE	1,382			0			2,090			2,090			-139			2,229		
Custodian's Office	96	1	96	0	115	1	115	115	1	115	-35	0	-35	150	1	150		
Custodian's Workshop	770	1	770	0	250	1	250	250	1	250	0	0	0	250	1	250		
Custodian's Storage	0	0	0	0	375	1	375	375	1	375	0	0	0	375	1	375		
Recycling Room / Trash	116	1	116	0	350	1	350	350	1	350	-50	0	-50	400	1	400		
Receiving and General Supply	200	1	200	0	350	1	350	350	1	350	-1	0	-1	351	1	351		
Storeroom	200	1	200	0	450	1	450	450	1	450	-53	0	-53	503	1	503		
Network / Telecom Room	0	0	0	0	200	1	200	200	1	200	0	0	0	200	1	200		

The changes in this category are as follows:

- The Custodian's office has been reduced by 35 SF to **115 SF**.
- The recycling/trash room has been reduced by 50 SF to **350 SF**.
- The storeroom has been reduced by 53 SF to **450 SF**.

Comparing the revised Space Template to the PDP Space Template, **139 NSF** has been removed. Compared to the MSBA template this category is less than the MSBA template by 139 NSF.

# OTHER

OTHER	1,704			0			3,750			3,750			3,750			0			
(List rooms separately below)																			
Pre-Kindergarten Classroom with Toilet (if applicable)			0			0	1,200	1	1,200	1,200	1	1,200	0	1	1,200	1,200	0	-	1,100 NSF (minimum size) - 1,300 NSF (maximum size)
Project Vine Alternative Education Suite ( Classrooms, Offices)	426	4	1,704			0	2,000	1	2,000	2,000	1	2,000	2,000	1	2,000				
School Store	0	0	0			0	300	1	300	300	1	300	300	1	300				
IT Help Desk / Office	0	0	0			0	250	1	250	250	1	250	250	1	250				

The changes in this category are as follows:

- Project Vine Alternative Education Suite has been reduced by 600 SF to **2,000 SF**.
- School Store has been reduced by 900 SF to **300 SF**.
- IT help desk/office has been reduced by 50 SF to **250 SF**.
- Pre-Kindergarten Classroom remains the same.

Comparing the revised Space Template to the PDP Space Template, **1,550 NSF** has been removed. Compared to the MSBA template this category exceeds the MSBA template by 3,750 NSF.



## NET FLOOR AREA – TOTAL BUILDING GROSS AREA

Total Building Net Floor Area (NFA)		108,301			147,650		147,650			36,910		110,740	Total Building Net Floor Area (NFA)	
Proposed Student Capacity / Enrollment												805	Enter Total Enrollment	
<b>NON-PROGRAMMED SPACES</b>				% of GFA	0	% of GFA	72,350	% of GFA	72,350				Complete this category with Schematic Design Submittal	
<b>Other Occupied Rooms</b> (List rooms separately below)														
Unoccupied MEP / FP Spaces				-	#DIV/0!	-	0.0000%	-	0.0000%	-	0			
Unoccupied Closets, Supply Rooms, and Storage Rooms				-	#DIV/0!	-	0.0000%	-	0.0000%	-	0			
Toilet Rooms				-	#DIV/0!	-	0.0000%	-	0.0000%	-	0			
Circulation (corridors, stairs, ramps and elevators)				-	#DIV/0!	-	0.0000%	-	0.0000%	-	0			
Remaining <sup>3</sup>				-	#DIV/0!	0	32.8864%	72,350	32.8864%	-	72,350			
Total Building Gross Floor Area (GFA) <sup>2</sup>		165,000			0		220,000		220,000		53,890		166,110	Total Building Gross Floor Area (GFA) <sup>2</sup>
Grossing Factor (GFA / NFA)		1.52			#DIV/0!		1.49		1.49		-0.01		1.50	Grossing Factor (GFA / NFA)

The revised Template reflects a total building Net Floor Area of **147,650 NSF**.

147,650 SF x 1.49 (grossing factor) = **220,000 GSF**.

Total gross square footage of **220,000 GSF**.



- DISCUSSION



- ADOPTION OF SPACE TEMPLATE

## NEXT STEPS



- SITE ANALYSIS REVIEW (WARNER LARSON)




- EXPAND UPON CRITERIA FOR OPTION SELECTION



- BEGIN TO ELIMINATE OPTIONS

Thank You.



TAPPÉ  
ARCHITECTS